

# SCHOLARSHIPS & FINANCIAL AID



Melissa Romero, Counselor  
[melissa.romero@holycross-sa.org](mailto:melissa.romero@holycross-sa.org)

# APPLYING FOR FINANCIAL AID

- **October 1st:** High School Seniors can start to complete the Free Application for Federal Student Aid (FAFSA) for the 2022-2023 school year.
- The FAFSA is used to determine a student's eligibility for federal aid (grants, student loans, and work-study)
- Must be completed each year the student will be enrolled in college
- Able to list up to 10 schools on the FAFSA at a time.
- **October 8th:** Financial Aid Night for Seniors & Parents @ 6pm

# APPLYING FOR FINANCIAL AID

- 2020 Income Tax Information
- **IRS Data Retrieval Tool** allows you to import tax information automatically.
- If your financial situation has changed, contact the Financial Aid Office for each college listed in your FAFSA. Many schools have a Special Conditions form to report changes in income in order to award you more aid.

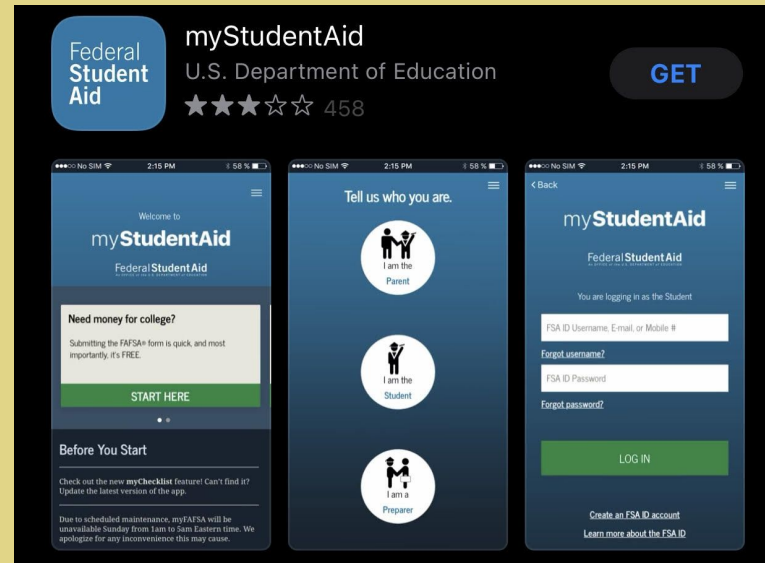
# STEP ONE: CREATE AN FSA ID

Create an FSA ID. It is important that each student and parent/legal guardian create an FSA ID. This personalized ID is used to confirm your identity with the Department of Education and allows you to electronically sign the FAFSA.

\*Don't forget to write down your FSA ID information!

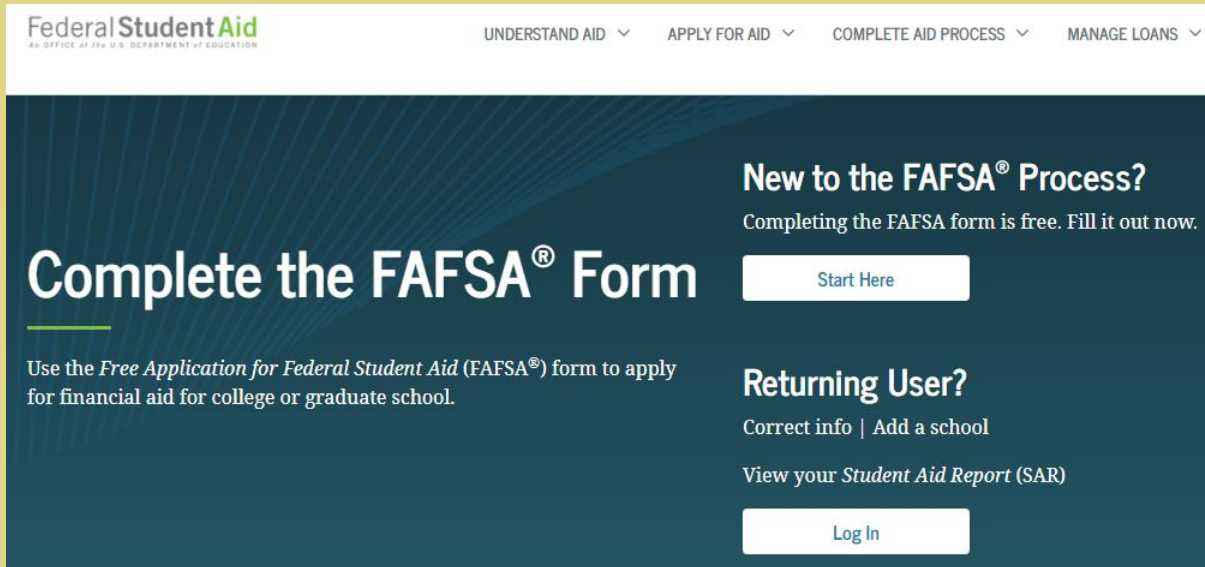
# STEP TWO: VISIT THE FAFSA WEBSITE

Visit [www.fafsa.gov](http://www.fafsa.gov) **OR** download the MyStudentAid Mobile App on your phone.



# STEP THREE: START YOUR FAFSA!

Click on “**Start Here**” to begin your FAFSA for the 2022-2023 school year.



The screenshot shows the Federal Student Aid website. At the top left is the logo "Federal Student Aid" with the tagline "An OFFICE of the U.S. DEPARTMENT of EDUCATION". To the right are four navigation menus: "UNDERSTAND AID", "APPLY FOR AID", "COMPLETE AID PROCESS", and "MANAGE LOANS", each with a dropdown arrow. The main content area has a dark blue background with a sunburst pattern. On the left, it says "Complete the FAFSA® Form" in large white text, followed by "Use the Free Application for Federal Student Aid (FAFSA®) form to apply for financial aid for college or graduate school." On the right, there are two sections: "New to the FAFSA® Process?" with a "Start Here" button, and "Returning User?" with a "Log In" button. Below the "Returning User?" section, there are links for "Correct info | Add a school" and "View your Student Aid Report (SAR)".

Federal Student Aid  
An OFFICE of the U.S. DEPARTMENT of EDUCATION

UNDERSTAND AID ▾ APPLY FOR AID ▾ COMPLETE AID PROCESS ▾ MANAGE LOANS ▾

## Complete the FAFSA® Form

Use the *Free Application for Federal Student Aid* (FAFSA®) form to apply for financial aid for college or graduate school.

### New to the FAFSA® Process?

Completing the FAFSA form is free. Fill it out now.

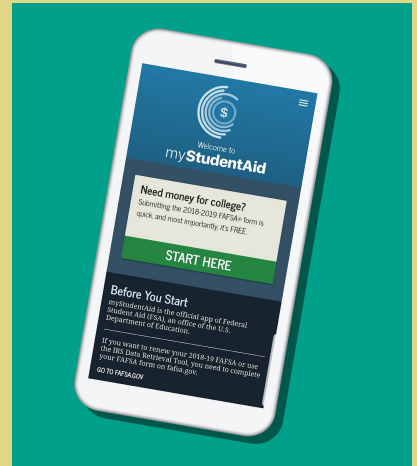
[Start Here](#)

### Returning User?

[Correct info | Add a school](#)

[View your Student Aid Report \(SAR\)](#)

[Log In](#)



# WHAT'S NEXT?

- Once you have submitted the FAFSA, you will receive an email confirmation within 1-2 business days to confirm it was received by the Dept. of Education.
- Within 2-3 business days, the colleges will receive your information. Most will begin to award students financial aid in December and will email/mail out an award letter.

# IMPORTANT NOTES

- You will be awarded financial aid **only** after you have been accepted to the college and that college has received your FAFSA.
- Not every student is awarded the same financial aid. This is because not every student and family's financial situation is the same.
- If your financial situation has changed, contact the Financial Aid Office for each college listed in your FAFSA. Many schools have a Special Conditions form to report changes in income in order to award you more aid.



# SCHOLARSHIPS - APPLY TODAY!

Visit the [Scholarship Resources](#) page for a list of trusted search engines and a list of scholarship opportunities to apply for!

## **Tips to keep in mind:**

Never pay to submit a scholarship application

Set aside at least a couple of hours on the weekend to search for scholarships.

The more scholarships you apply for, the greater chance you have in receiving one!

Don't ignore the scholarships that require an essay